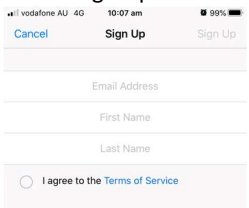


How to set up **zoom** on iOS (iPhone)

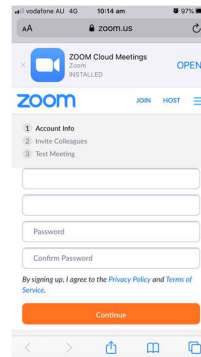
1. Download the Zoom Cloud Meetings app from the App Store.



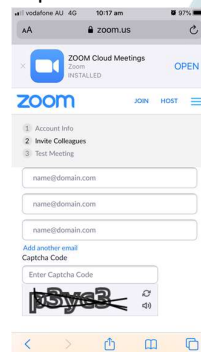
2. Open the Zoom app. If you don't have a Zoom account, select 'Sign Up' and enter your details.



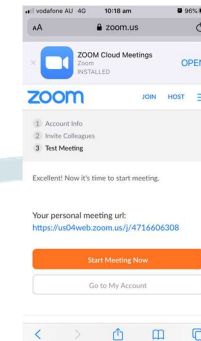
3. A confirmation email will be sent to your email account. Open the email and click on the confirmation link to activate your Zoom account.
4. The Zoom website page will open. Enter a unique password and select 'Continue'.



5. It is not a requirement to 'Invite Colleagues'. Enter the Captcha Code and select 'Continue'



6. It is not a requirement to 'Test Meeting'. Select 'Go to My Account'



7. Close website page. Open Zoom app and select 'Sign In'
8. Enter your email and password and select 'Sign In'
9. Set up is now complete. Your Carpentaria therapist will let you know how to connect to a scheduled meeting.

